

DAY 2

Reading/Language Arts

- Read the Reading A to Z book How Many Legs. (Please cut, and assemble attached book.)
- Create a word family for the -eg family on the attached worksheet. You can include nonsense words (feg, neg)

Standards: Recognize and produce rhyming words.

Math

- Complete worksheet for matching number words and numerals to the correct set of animals.
- Complete worksheet chart to identify how many legs each animal has.



Standards: write numbers from 0 to 20. Represent a number of objects with a written numeral.

Science

- The book, How Many Legs, showed many different animals. Animals are **living** things. Make a list of eight **non-living** things:

Standards: Living things are different from non-living things.

Social Studies

- Talk about the goods and services that your family uses. List three of each on attached worksheet.

Standards: Goods are objects that can satisfy people's wants. Services are actions that can satisfy people's wants.

DAY 2

Reading/Language Arts

- Read the Reading A to Z book *How Many Legs*. (Please cut, and assemble attached book.)
- Create a word family for the -eg family on the attached worksheet. You can include nonsense words (feg, neg)

Standards: Recognize and produce rhyming words.

Math

- Complete worksheet for matching number words and numerals to the correct set of animals.
- Complete worksheet chart to identify how many legs each animal has.



Standards: write numbers from 0 to 20. Represent a number of objects with a written numeral.

Science

- The book, *How Many Legs*, showed many different animals. Animals are **living** things. Make a list of eight **non-living** things:

Standards: Living things are different from non-living things.


Social Studies

- Talk about the **goods and services** that your family uses. List three of each on attached worksheet.

Standards: Goods are objects that can satisfy people's wants. Services are actions that can satisfy people's wants.

LEVELED BOOK • B

How Many Legs?

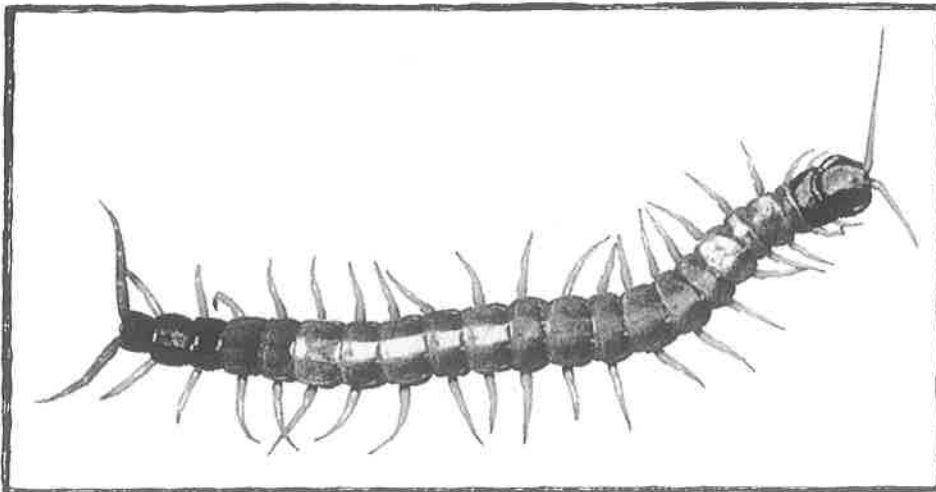


Written by Ned Jensen

www.readinga-z.com


How Many Legs?

A Reading A-Z Level B Leveled Book • Word Count: 41



 Reading a-z

Visit www.readinga-z.com for thousands of books and materials.



Many animals have legs.



How Many Legs? • Level B

3

These animals have two legs.

ti





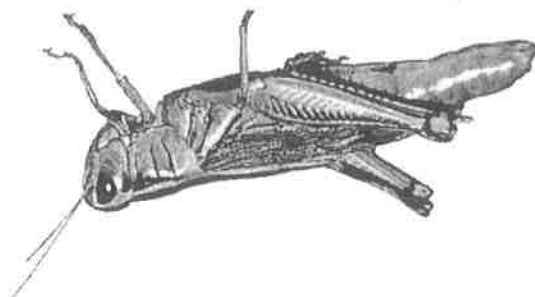


These animals have four legs.

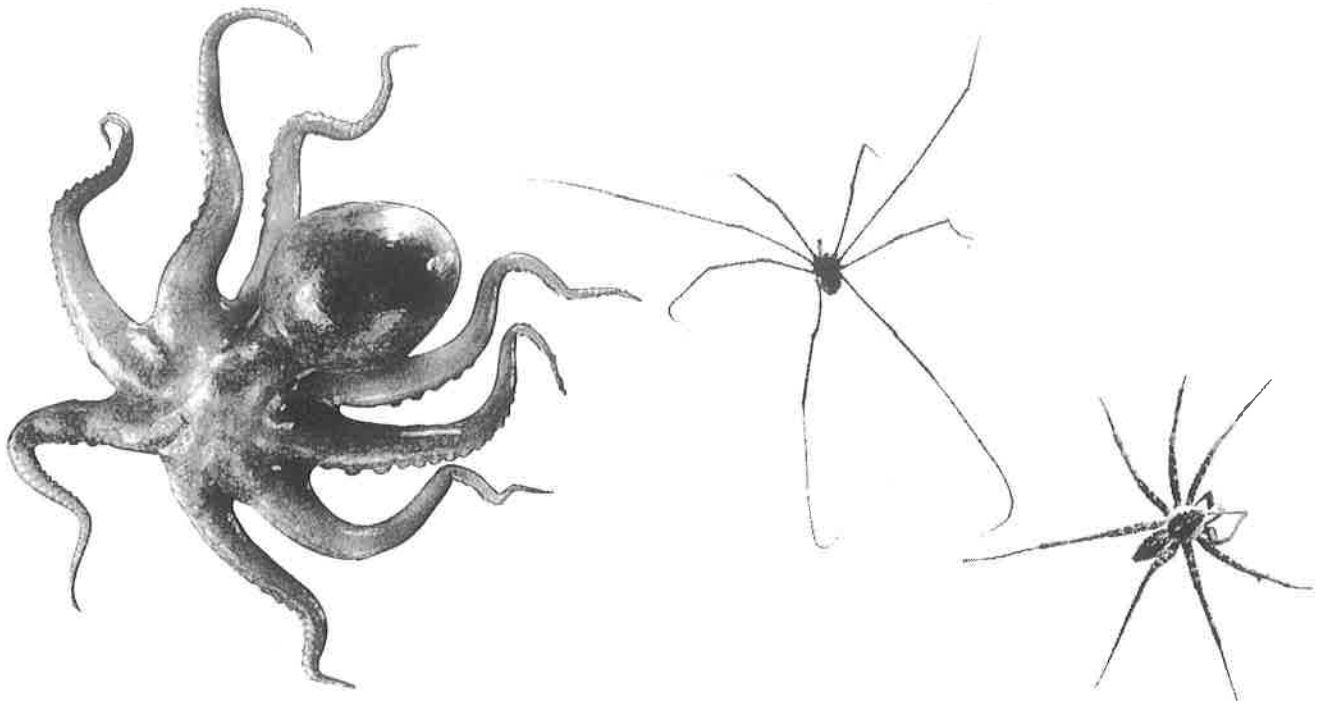
How Many Legs? • Level B

5

These animals have six legs.

6





These animals have eight legs.


How Many Legs? • Level B

7

These animals have ten legs.

8






These animals have many legs.

How Many Legs? • Level B

9

How many legs do these animals have?

10



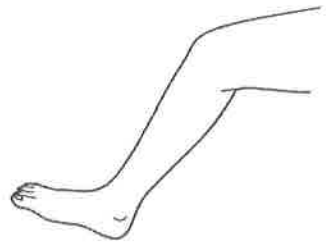
****RETURN THIS PAPER TO SCHOOL****

DAY 2








Name _____

Make a word family. You may include real words and nonsense words.

-eg



Name _____

Animals	0	2	4	6	8	10
						
						
						
						
						
						
						


HOW MANY LEGS? • LEVEL B • 1

SKILL: CLASSIFY INFORMATION


Instructions: Have students find each of the animals in the book, count the number of legs, and put a check mark in the appropriate column.

Name _____


1 one



2 two




3 three




4 four




5 five



6 six



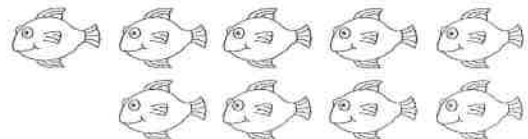
7 seven



8 eight



9 nine



10 ten



HOW MANY LEGS? • LEVEL B • 4

SKILL: NUMBER WORDS

Instructions: Have students draw a line to match the number words and numerals with the correct number of items.

****RETURN THIS PAPER TO SCHOOL****

DAY 2

Name _____

Goods	Services
1.	1.
2.	2.
3.	3.

We discussed the following three rules that we observe in our home:

1. _____

2. _____

3. _____
