



Day 2


Students choose four pictures below and clap and speak through all four pictures. Do this two more times, picking different pictures each time (pictures can be repeated within one pattern)



Day 2



Clap through the purses you see above. Are you clapping the steady beat or the rhythm?

Day 2

Create your own 8 beat rhythm pattern by using 4 tree rhythms(rectangles) listed above. The same one can be used twice. Once you've decided your pattern, clap through it twice.

Day 2

Write the solfa syllables below each pitch in the song below. The first pitch is do.

Rock-y moun-tain, rock-y moun-tain, rock-y moun-tain high
When you're on that rock-y moun-tain, hang your head and cry.
Do, do, do, do, do re - mem - ber me,
Do, do, do, do, do re - mem - ber me.

Day 2

Play through the song, *It's Raining*. Practice for at least 10 minutes.

T - GREEN BELL

It's Raining

7 beats introduction on recording Traditional

The image shows a musical score for the song "It's Raining". It features two staves of music in treble clef with a 4/4 time signature. The first staff includes a 7-beat introduction marked "7 beats introduction on recording" and the lyrics "It's rain - ing, it's pour - ing, the old man is snor - ing." The second staff continues the melody with the lyrics "Went to bed and he bumped his head and he could - n't get up in the morn - ing." The score includes various musical notations such as notes, rests, and a double bar line at the end.

It's rain - ing, it's pour - ing, the old man is snor - ing.

Went to bed and he bumped his head and he could - n't get up in the morn - ing.