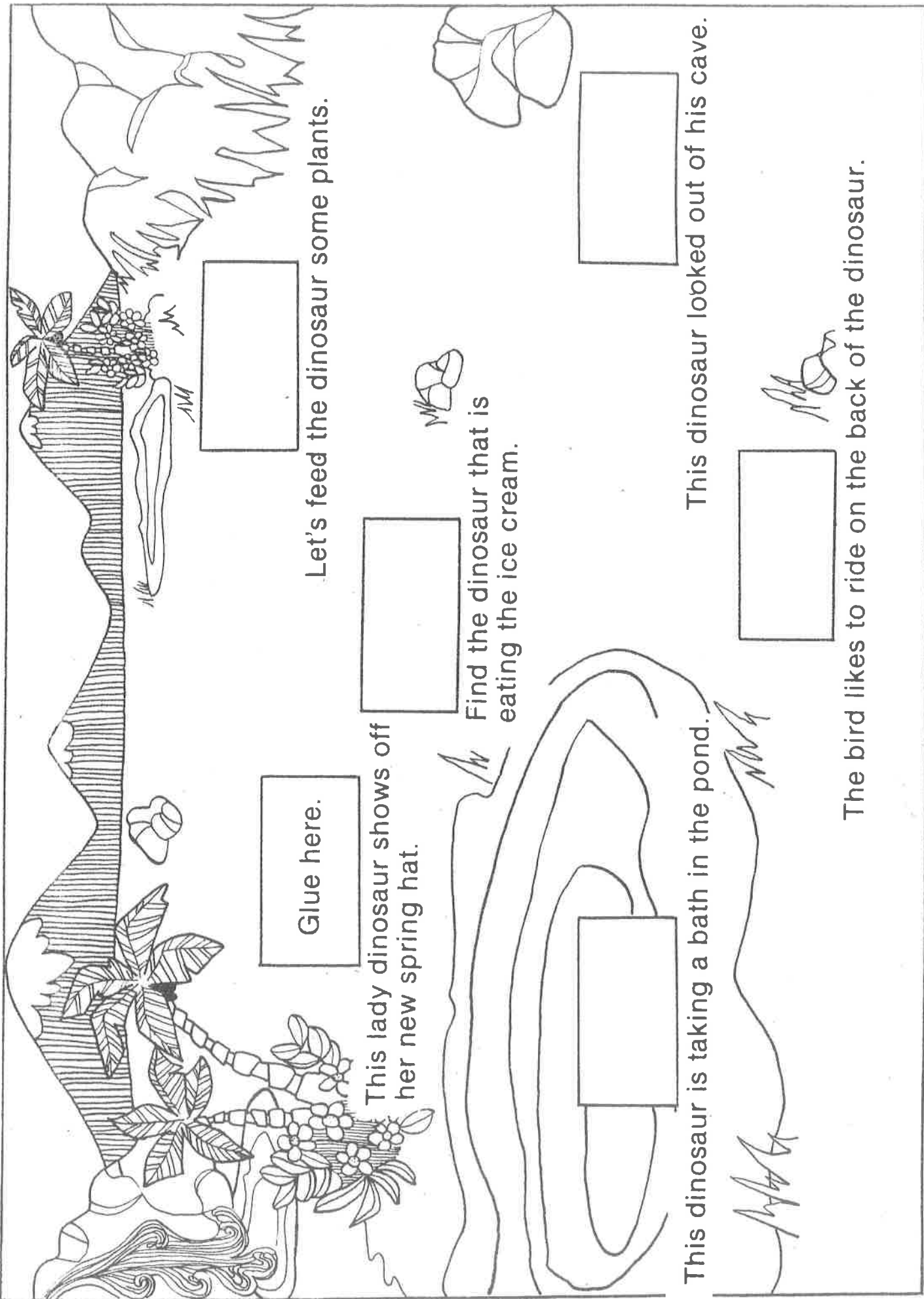


	Day 1	Day 2	Day 3
Reading/Writing	Choose any book from your home library and read it. Then complete a “post card” book report with the title, author, and your favorite part about the book. Include an illustration of a stamp, an illustration of your favorite part on the back of the report, and address the report to someone. The book report is included in this packet of papers.	Read the selection called “Choose a Cat” and complete the Vocabulary and Reading Skills questions. The papers are included in this packet.	Complete the dinosaur cut-out page by reading each sentence and gluing each picture in the correct position. The papers are included in this packet.
Math	Measure the lengths of 5 different objects from your room and record the measurements in both inches and centimeters. A paper with both rulers for your use is included in this packet of papers. There is also a sheet in this packet on which you can record all your measurements.	Choose one of the following math games or activities: 1 - Top It (use your own deck of cards but take out all the face cards during play) 2 – Complete a Fact Power page (use your own dice and the Fact Power page is included in this packet) 3 – Complete the “Timing Me” worksheet that is included in this packet	List the names of the following 3D objects you find around your house: 4 rectangular prisms, 4 spheres, 4 cubes, 4 cylinders, and 1 cone. There is a page included in this packet on which you can record the names of these 3D objects.
Social Studies/Science	Draw a map of your room and include a map key. A sheet for your use is included in this packet.	In your kitchen, find and list the names of 6 solids, 6 liquids, and 1 gas (steam, natural gas, etc.). A sheet is included in this packet for you to record the names.	Complete a timeline for each of the five days we have off over spring break. Draw a picture for each day and write a complete sentence for each illustration. The paper timeline is included in this packet of papers.

# DINOSAURS



Let's feed the dinosaur some plants.

Glue here.

This lady dinosaur shows off her new spring hat.

Find the dinosaur that is eating the ice cream.



This dinosaur is taking a bath in the pond.


This dinosaur looked out of his cave.



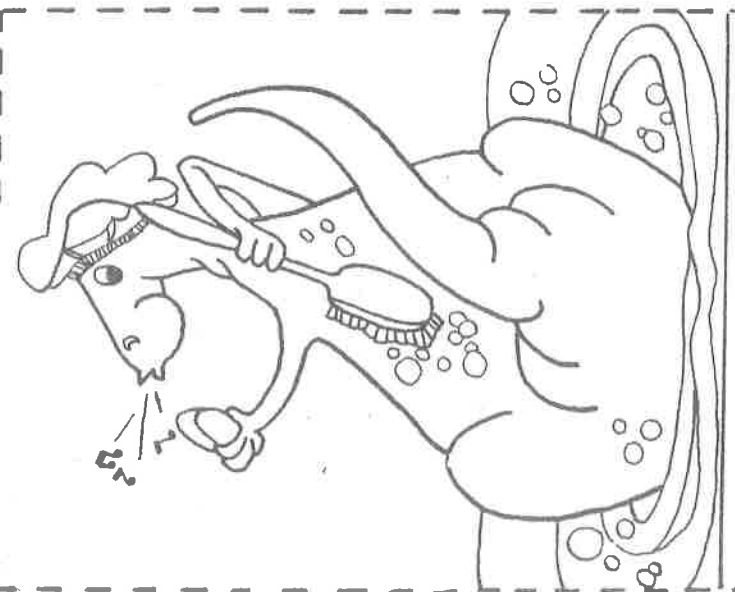

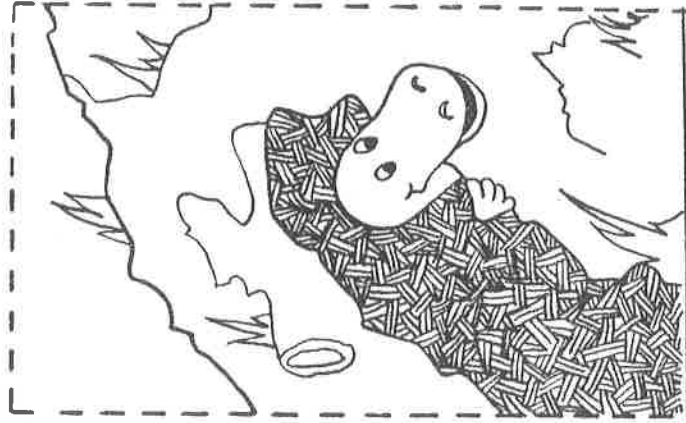

The bird likes to ride on the back of the dinosaur.



# DINOSAURS



Fold back and glue.



## Math - Day 1 - Measurements

Object Name	Inches Measurement	Centimeters Measurement

## Math – Day 3 – 3D Objects

Rectangular Prisms	Spheres	Cubes	Cone

Name \_\_\_\_\_

Spring Break Timeline

Directions: Illustration on top, sentence underneath

Monday	Tuesday	Wednesday	Thursday	Friday